

# Pumpkin Life Cycle



free learning poster with  
cut and paste activity

from Ms. Fultz's Corner

Teachers,




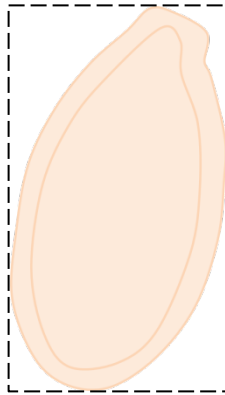

I use this cut and paste activity for assessment at the end of our unit.

I've included:

- Cut and paste life cycle activity in color
- Cut and paste life cycle activity in black and white
- Answer key (which can also be used as a poster/learning chart!)


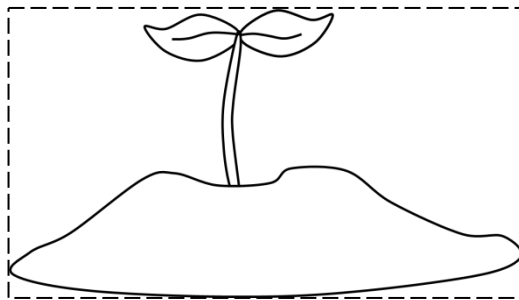
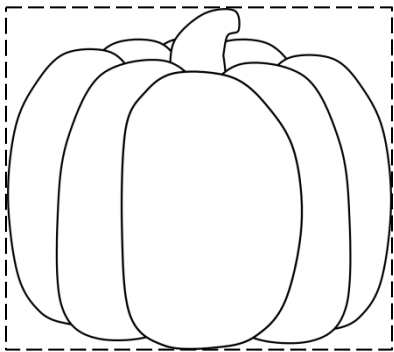

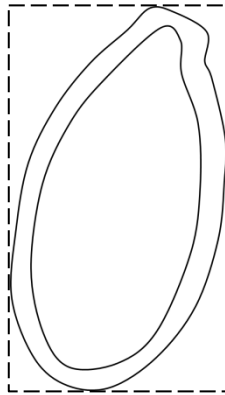

# Pumpkin Pieces

Carefully cut out the shapes below. Then glue them in the correct order on the next page. Remember to label each picture.






# Pumpkin Pieces


Carefully color and cut out the shapes below. Then glue them in the correct order on the next page. Remember to label each picture.

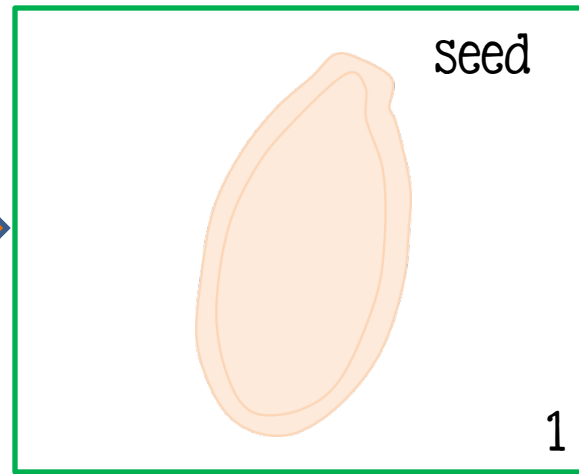




Name: .....



# Pumpkin Life Cycle





# Pumpkin Life Cycle

